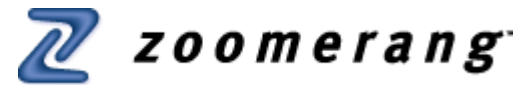


# Pathology Program Director Survey – 2008 – Clinical Pathology



## Results Overview

Date: 5/21/2008 1:00 PM PST  
Responses: Completes  
Filter: No filter applied

Directions: The information you supply on this questionnaire will be kept confidential. Please answer the following questions and provide as many additional comments and recommendations as you like.

### General Information:

#### 1. Which best describes your program's status?

University		44	69%
University-Affiliated		11	17%
Community		6	9%
Other, please specify		3	5%
Total		64	100%

#### 2. How many hospitals is your program affiliated with?

1		21	33%
2		20	31%
3		10	16%
4		9	14%
5 or more		4	6%
Total		64	100%

#### 4. Does your program utilize the 2006 ACLPS Clinical Pathology curriculum?

Yes, fully		6	10%
Yes, partially		44	71%
No		12	19%
Total		62	100%

#### 6. Does your program utilize the 2006 ADASP Anatomic Pathology curriculum?

Yes, fully		8	14%
Yes, partially		38	66%
No		12	21%
Total		58	100%

**8.** How long have you been the Program Director?

1-2 years		11	17%
3-5 years		17	27%
6-10 years		22	34%
11+ years		14	22%
Total		64	100%

**9.** What is the source of your program's funding for residents? (Please check all that apply)

Medicare/Hospital		62	97%
Federal Government (VA)		18	28%
Practice Plan		17	27%
Training Grant		3	5%

**10.** What is the source of your program's funding for fellows? (Please check all that apply)

Medicare/Hospital		40	74%
Federal Government (VA)		5	9%
Practice Plan		34	63%
Training Grant		5	9%

**12.** Do you have an Associate Program Director(s)?



Yes		39	61%
No		21	33%
For AP and CP		13	20%
For AP		5	8%
For CP		11	17%

**13.** Do you have a Program Coordinator?

Yes		61	97%
No		0	0%
Full Time		24	38%
Part Time		8	13%

American Board of Pathology:

**14.** Do you think the ABP should offer certification for a specialized "Research Pathology" residency track similar to that available for Internal Medicine, Pediatrics, and Anesthesia trainees by their respective Boards?

Yes		18	29%
No		45	71%
Total		63	100%
19 Responses			

**17.** Do you think the ABP should offer a common core Pathology certificate for "Pathology" followed by Special Competence in Anatomic Pathology and Clinical Pathology?

Yes		17	27%
No		47	73%
Total		64	100%

**18.** If YES, core should be (choose one):

24 months		9	47%
36 months		10	53%
Total		19	100%

CP Curriculum Components:

**19.** Rate the learning environment in your institution:

Top number is the count of respondents selecting the option. Bottom % is percent of the total respondents selecting the option.	Excellent	2	3	4	Needs Work	N/A
Morning Report	9 15%	12 19%	10 16%	7 11%	5 8%	19 31%
Clinical Consultation	14 22%	26 41%	13 21%	8 13%	2 3%	0 0%
Electronic Database for CP Consults	10 16%	8 13%	12 19%	15 24%	10 16%	7 11%
Hands-on Technical Lab Activities	8 13%	35 56%	14 22%	5 8%	1 2%	0 0%
Transfusion Rounds	24 38%	22 35%	7 11%	5 8%	2 3%	3 5%
Teaching Medical Students	16 25%	21 33%	9 14%	9 14%	1 2%	7 11%
Hematology Rounds	19 31%	24 39%	10 16%	3 5%	1 2%	5 8%
Coagulation Consults	11 17%	28 44%	15 24%	5 8%	1 2%	3 5%
Chemistry Rounds	9 14%	14 22%	18 29%	9 14%	6 10%	7 11%
Microbiology Rounds	22 35%	21 33%	11 17%	4 6%	1 2%	4 6%
Journal Club	17 28%	28 46%	9 15%	2 3%	3 5%	2 3%

Didactics	29 47%	25 40%	6 10%	2 3%	0 0%	0 0%
Grand Rounds style conference given by resident	20 32%	24 38%	9 14%	6 10%	1 2%	3 5%
Research Projects	13 21%	22 35%	19 30%	8 13%	1 2%	0 0%

**20.** Is 18 months sufficient for Clinical Pathology core training?

Yes		53	84%
No		10	16%
Total		63	100%
10 Responses			

**21.** Is there interest in CP subspecialty training?

Yes		47	75%
No		16	25%
Total		63	100%

**23.** Rate the faculty available for coverage within your department for the following:



Top number is the count of respondents selecting the option. Bottom % is percent of the total respondents selecting the option.	Excellent	2	3	4	Needs Work	N/A
Chemical Pathology	24 38%	20 32%	8 13%	6 10%	5 8%	0 0%
Hematology	41 65%	19 30%	3 5%	0 0%	0 0%	0 0%
Microbiology	31 49%	19 30%	8 13%	3 5%	2 3%	0 0%
Transfusion Medicine	46 73%	10 16%	2 3%	4 6%	1 2%	0 0%
Coagulation	26 42%	26 42%	8 13%	1 2%	0 0%	1 2%
Immunopathology	21 33%	22 35%	10 16%	7 11%	2 3%	1 2%
Molecular Diagnostics	34 55%	10 16%	8 13%	6 10%	4 6%	0 0%
Management & Informatics	14 22%	13 21%	16 25%	13 21%	7 11%	0 0%

**24.** Does your curriculum in Clinical Pathology include training in the following components? (If YES, please indicate method):

Top number is the count of respondents selecting the option. Bottom % is percent of the total respondents selecting the option.	Not Provided	Observe	Participate	Didactic Sessions	Write Opinion

Utilization Review	5 8%	17 27%	34 54%	5 8%	2 3%
Quality Improvement	3 5%	8 12%	43 67%	8 12%	2 3%
Technology Assessment	3 5%	17 27%	35 56%	6 10%	2 3%
Regulatory Management	4 6%	14 23%	21 34%	23 37%	0 0%
Medical Informatics	4 6%	10 16%	20 32%	29 46%	0 0%
Patient-Focused Consultation	3 5%	5 8%	43 69%	3 5%	8 13%
Compliance Review	5 8%	18 29%	25 40%	13 21%	2 3%
Education	5 8%	2 3%	44 72%	9 15%	1 2%
Point of Care	5 8%	17 28%	19 31%	19 31%	1 2%
Cellular Therapy/Stem Cell Transplantation	17 27%	10 16%	17 27%	14 23%	4 6%
Pheresis	5 8%	13 21%	36 57%	4 6%	5 8%
Telepathology	20 32%	19 31%	16 26%	7 11%	0 0%
Finance/Budget	8 13%	14 23%	9 15%	29 48%	0 0%

**25.** Does the RISE exam adequately address medical knowledge in Clinical Pathology?

Yes, fully		7	11%
Yes, partially		49	79%
No		6	10%
Total		62	100%

Clinical Consultation: A clinical consultation is defined by the ABP as any interaction (formal or informal) between you and another health care professional regarding handling of specimens and/or interpretation of data. These consultations may be oral or written and do not have to be billable.

**27.** In training residents to provide clinical consultation in Clinical Pathology, rate the following if available within your department:

Top number is the count of respondents selecting the option. Bottom % is percent of the total respondents selecting the option.	Excellent	2	3	4	Needs Work	N/A
Faculty assistance with consultation	32 52%	23 37%	5 8%	1 2%	1 2%	0 0%
Skills present to conduct consultation	22 35%	29 47%	9 15%	1 2%	1 2%	0 0%
Faculty incentives present to encourage consultation	12 20%	17 28%	15 25%	8 13%	5 8%	4 7%

Trainee incentives present to encourage consultation	14 23%	17 27%	14 23%	4 6%	6 10%	7 11%
Resources available to meet the needs regarding Space	14 23%	19 31%	14 23%	5 8%	6 10%	4 6%
Resources available to meet the needs regarding Funds	9 15%	18 30%	17 28%	4 7%	6 10%	7 11%
Institutional reception of consults from Pathology	16 26%	27 44%	12 19%	3 5%	3 5%	1 2%

## Pathology Overview:

**28.** Considering all pathology training programs in the U.S., how effective do you believe that programs (all) are at training in the following areas?

Top number is the count of respondents selecting the option. Bottom % is percent of the total respondents selecting the option.	Excellent	2	3	4	Needs Work
Surgical Pathology	30 48%	30 48%	3 5%	0 0%	0 0%
Cytopathology	23 37%	33 52%	4 6%	3 5%	0 0%
Autopsy Pathology	16 25%	18 29%	20 32%	8 13%	1 2%
Forensic Pathology	9 15%	20 32%	20 32%	12 19%	1 2%
Dermatopathology	12 19%	28 45%	14 23%	8 13%	0 0%
Neuropathology	13 21%	21 34%	22 35%	4 6%	2 3%
Hematopathology	27 44%	29 48%	5 8%	0 0%	0 0%
Blood Bank/Transfusion Medicine	14 23%	32 52%	11 18%	2 3%	2 3%
Coagulation	7 11%	22 36%	26 43%	5 8%	1 2%
Microbiology	8 13%	27 44%	19 31%	5 8%	2 3%
Immunology	8 13%	19 31%	28 46%	6 10%	0 0%
Molecular Pathology	8 13%	22 36%	23 38%	7 11%	1 2%
Chemistry	8 13%	15 25%	24 39%	10 16%	4 7%
Laboratory Management	3 5%	11 18%	17 28%	24 39%	6 10%
Laboratory Informatics	3 5%	10 16%	20 33%	22 36%	6 10%